



ORMOC CITY, LEYTE - HSWG Partner Reporting

Recovery Shelter Activities (as of 06-OCT-2014)

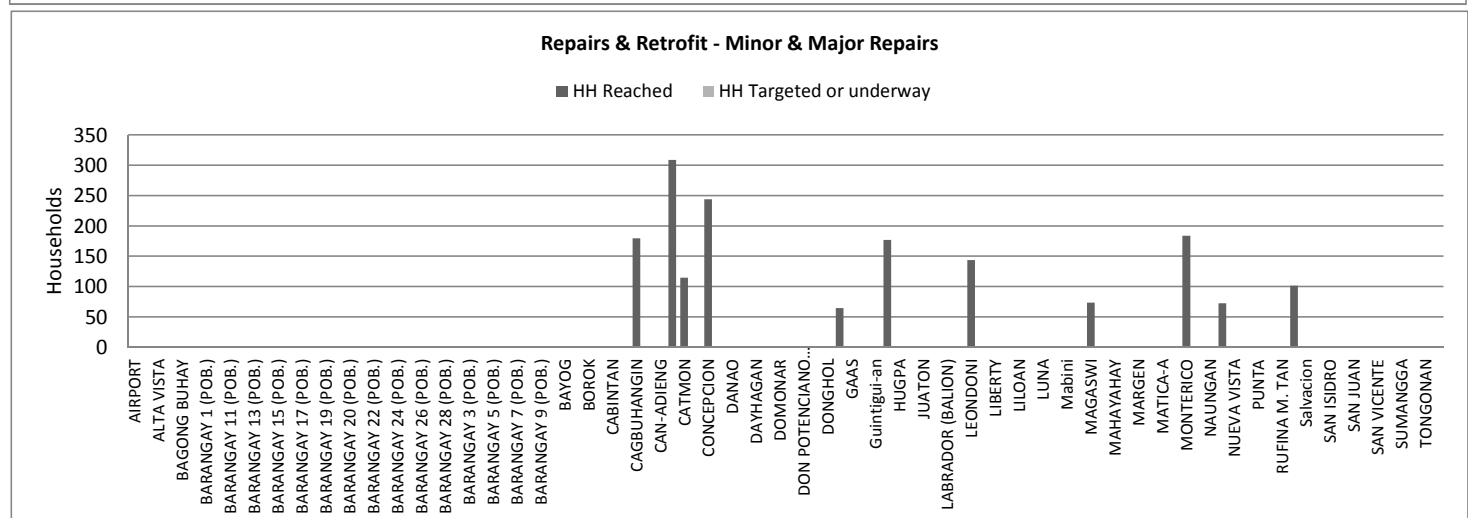
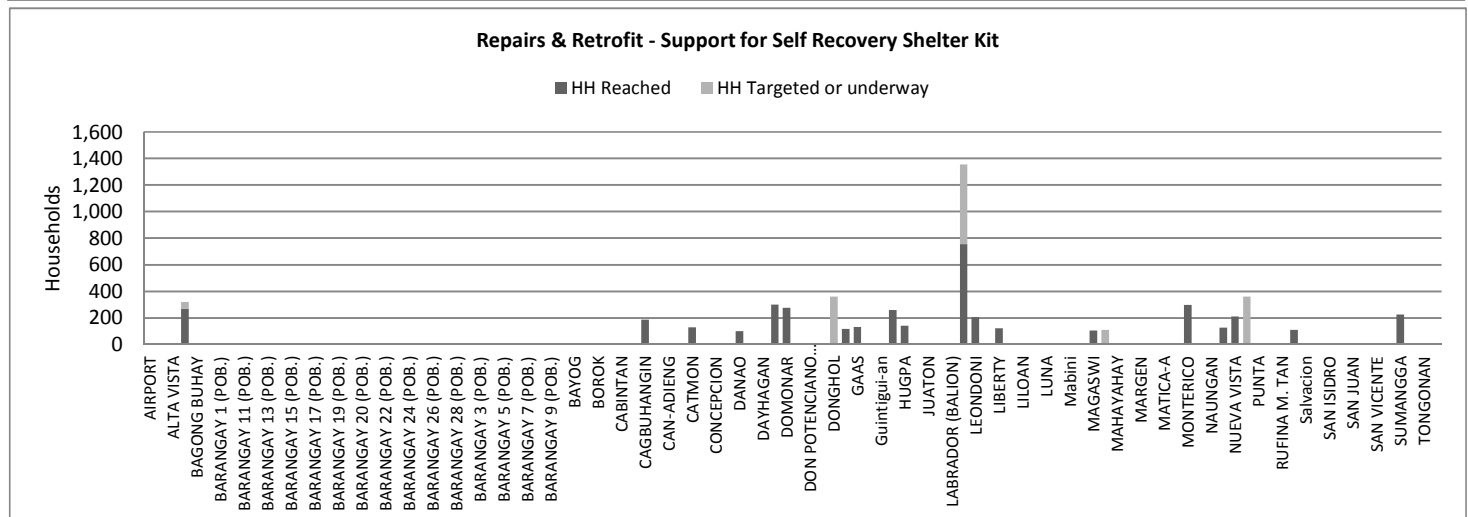
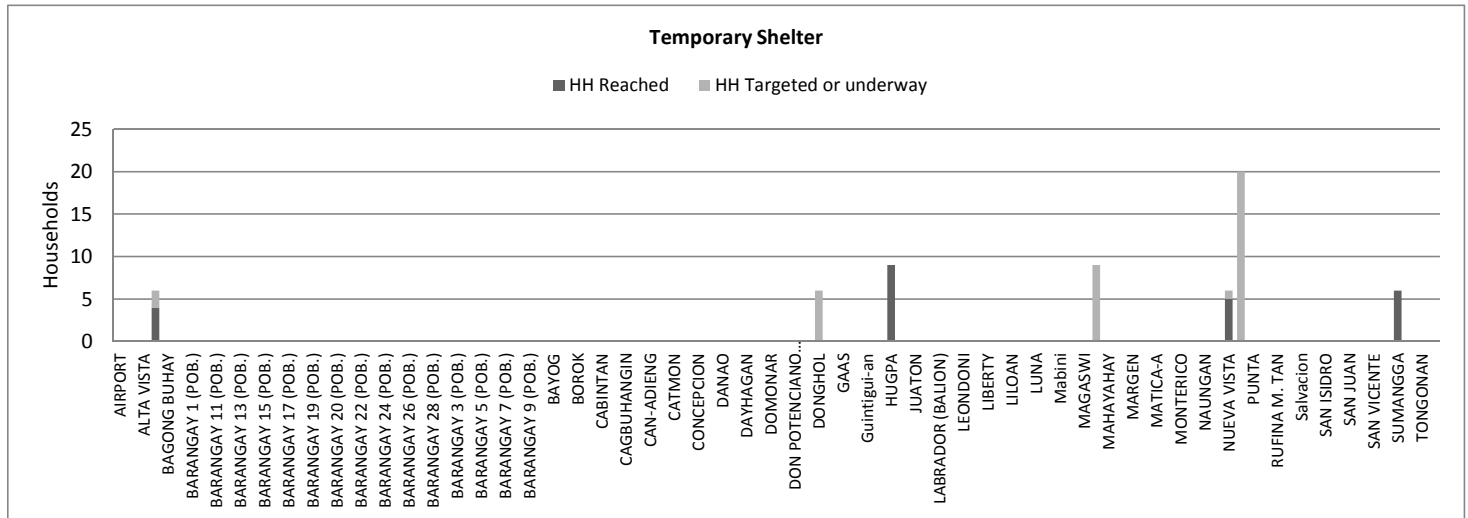
The graphs shown below represent the sum of households who have received (HH reached) or who will receive (HH targeted or underway) recovery shelter support by HSWG partner agencies. Numbers reached are those reported to the HSWG by 6th October 2014. Household number do not represent the total needs by Barangay - for this, consult with relevant Barangay or Municipality. PLEASE NOTE - scale differs in each graph.

For explanation of intervention types, please see Shelter Cluster Recovery guidelines:

<https://www.sheltercluster.org/Asia/Philippines/Typhoon%20Haiyan%202013/Documents/Recovery%20Shelter%20Guidelines.pdf>

The full data set of HSWG data can be found here:

<https://www.sheltercluster.org/Asia/Philippines/Typhoon%20Haiyan%202013/Documents/20141003%20HSWG%20Database%20for%20website.xlsx>





ORMOC CITY, LEYTE - HSWG Partner Reporting

Recovery Shelter Activities (as of 06-OCT-2014)



The graphs shown below represent the sum of households who have received (HH reached) or who will receive (HH targeted or underway) recovery shelter support by HSWG partner agencies. Numbers reached are those reported to the HSWG by 6th October 2014. Household number do not represent the total needs by Barangay - for this, consult with relevant Barangay or Municipality. PLEASE NOTE - scale differs in each graph.

For explanation of intervention types, please see Shelter Cluster Recovery guidelines:

<https://www.sheltercluster.org/Asia/Philippines/Typhoon%20Haiyan%202013/Documents/Recovery%20Shelter%20Guidelines.pdf>

The full data set of HSWG data can be found here:

<https://www.sheltercluster.org/Asia/Philippines/Typhoon%20Haiyan%202013/Documents/20141003%20HSWG%20Database%20for%20website.xlsx>





ORMOC CITY - HSWG Partner reporting

Recovery Shelter activities (as of 06-OCT-2014)

Interventions By AGENCIES

The data shown below represent the sum of households who have received (HH reached) or who will receive (HH targeted or underway) recovery shelter support by HSWG partner agencies. Numbers reached are those reported to the HSWG by 6th October 2014. The full data set of HSWG data can be found here:

<https://www.sheltercluster.org/Asia/Philippines/Typhoon%20Haiyan%202013/Documents/20141003%20HSWG%20Database%20for%20website.xlsb>

Agency	Temporary Shelter		Repairs & Retrofit		Core House		Permanent House		Total HH Reached	Total HH Targeted
	HH Reached	HH Targeted	HH Reached	HH Targeted	HH Reached	HH Targeted	HH Reached	HH Targeted		
CARE			3,180	3,180					3,180	3,180
Enfants du Mekong			551	551					551	551
Habitat for Humanity			960	960			30	240	990	1,200
IOM			553	553					553	553
Lutheran World Relief			0	600					0	600
PRC - Swiss Red Cross			0	1,000	0	600			0	1,600
World Vision	24	62	695	1,580					719	1,642
Grand Total	24	62	5,939	8,424	0	600	30	240	5,993	9,326

**ORMOC CITY - HSWG Partner reporting****Recovery Shelter activities (as of 06-OCT-2014)****Interventions By BARANGAYS**

The data shown below represent the sum of households who have received (HH reached) or who will receive (HH targeted or underway) recovery shelter support by HSWG partner agencies. Numbers reached are those reported to the HSWG by 6th October 2014. The full data set of HSWG data can be found here:

<https://www.sheltercluster.org/Asia/Philippines/Typhoon%20Haiyan%202013/Documents/20141003%20HSWG%20Database%20for%20website.xlsx>

	Temporary Shelter		Repairs & Retrofit		Core House		Permanent House		Total HH Reached	Total HH Target
Barangay	HH Reached	HH Target	HH Reached	HH Target	HH Reached	HH Target	HH Reached	HH Target		
AIRPORT										
ALEGRIA										
ALTA VISTA										
BAGONG	4	6	268	319					272	325
BAGONG BUHAY										
Bantigue										
BARANGAY 1 (POB.)										
BARANGAY 10 (POB.)										
BARANGAY 11 (POB.)										
BARANGAY 12 (POB.)										
BARANGAY 13 (POB.)										
BARANGAY 14 (POB.)										
BARANGAY 15 (POB.)										
BARANGAY 16 (POB.)										
BARANGAY 17 (POB.)										
BARANGAY 18 (POB.)										
BARANGAY 19 (POB.)										
BARANGAY 2 (POB.)										
BARANGAY 20 (POB.)										
BARANGAY 21 (POB.)										
BARANGAY 22 (POB.)										
BARANGAY 23 (POB.)										
BARANGAY 24 (POB.)										
BARANGAY 25 (POB.)										
BARANGAY 26 (POB.)										
BARANGAY 27 (POB.)										
BARANGAY 28 (POB.)										
BARANGAY 29 (POB.)										
BARANGAY 3 (POB.)										
BARANGAY 4 (POB.)										
BARANGAY 5 (POB.)										
BARANGAY 6 (POB.)										
BARANGAY 7 (POB.)										
BARANGAY 8 (POB.)										
BARANGAY 9 (POB.)										
BATUAN										
BAYOG										
BILIBOY										
BOROK										
CABAON-AN										
CABINTAN										
CABULIHAN										
CAGBUHANGIN			366	366					366	366
CAMP DOWNES										
CAN-ADIENG										
CAN-UNTOG			309	309					309	309
CATMON			244	244					244	244
COGON COMBADO										
CONCEPCION			244	244					244	244
CURVA										
DANAO			100	100					100	100
DANHUG										
DAYHAGAN										
DOLORES			301	301			30	240	331	541
DOMONAR			275	275					275	275
DON FELIPE LARRAZABAL										
DON POTENCIANO LARRAZABAL										
DOÑA FELIZA Z. MEJIA										
DONGHOL	0	6	0	361					0	367
Esperanza			182	182					182	182

**ORMOC CITY - HSWG Partner reporting****Recovery Shelter activities (as of 06-OCT-2014)****Interventions By BARANGAYS**

The data shown below represent the sum of households who have received (HH reached) or who will receive (HH targeted or underway) recovery shelter support by HSWG partner agencies. Numbers reached are those reported to the HSWG by 6th October 2014. The full data set of HSWG data can be found [here](https://www.sheltercluster.org/Asia/Philippines/Typhoon%20Haiyan%202013/Documents/20141003%20HSWG%20Database%20for%20website.xlsx):

<https://www.sheltercluster.org/Asia/Philippines/Typhoon%20Haiyan%202013/Documents/20141003%20HSWG%20Database%20for%20website.xlsx>

Barangay	Temporary Shelter		Repairs & Retrofit		Core House		Permanent House		Total HH Reached	Total HH Target
	HH Reached	HH Target	HH Reached	HH Target	HH Reached	HH Target	HH Reached	HH Target		
GAAS			131	131					131	131
GREEN VALLEY										
Guintigui-an										
HIBUNAWON			436	436					436	436
HUGPA	9	9	142	142					151	151
IPIL										
JUATON										
KADAOHAN										
LABRADOR (BALION)										
LAO			755	1,355					755	1,355
LEONDONI			350	350					350	350
LIBERTAD										
LIBERTY			123	123					123	123
LICUMA										
LILOAN										
LINAO										
LUNA										
MABATO										
Mabini										
MACABUG										
MAGASWI			180	180					180	180
MAHAYAG	0	9	0	111					0	120
MAHAYAHAY										
MANLILINAO										
MARGEN										
MAS-IN										
MATICA-A										
MILAGRO										
MONTERICO			481	481					481	481
NASUNOGAN										
NAUNGAN										
NUEVA SOCIEDAD			200	200					200	200
NUEVA VISTA	5	6	210	211					215	217
PATAG	0	20	0	361					0	381
PUNTA										
QUEZON, JR.										
RUFINA M. TAN										
SABANG BAO			212	212					212	212
Salvacion										
SAN ANTONIO										
SAN ISIDRO										
SAN JOSE										
SAN JUAN										
SAN PABLO (SIMANGAN)										
SAN VICENTE										
SANTO NIÑO										
SUMANGGA	6	6	225	225					231	231
TAMBULILID										
TONGONAN										
VALENCIA										
(blank)			205	1,205	0	600			205	1,805
Grand Total	24	62	5,939	8,424	0	600	30	240	5,993	9,326



ORMOC CITY - HSWG Partner reporting

Recovery Shelter activities (as of 06-OCT-2014)
Interventions By BARANGAYS & AGENCIES

The data shown below represent the sum of households who have received (HH reached) or who will receive (HH targeted or underway) recovery shelter support by HSWG partner agencies. Numbers reached are those reported to the HSWG by 6th October 2014. The full data set of HSWG data can be found here:

<https://www.sheltercluster.org/Asia/Philippines/Typhoon%20Haiyan%202013/Documents/20141003%20HSWG%20Database%20for%20website.xlsx>

Barangays & Agency	Temporary Shelter		Repairs & Retrofit		Core House		Permanent House		Total HH Reached	Total HH Target
	HH Reached	HH Target	HH Reached	HH Target	HH Reached	HH Target	HH Reached	HH Target		
AIRPORT										
ALEGRIA										
ALTA VISTA										
BAGONG	4	6	268	319					272	325
Enfants du Mekong			150	150					150	150
World Vision	4	6	118	169					122	175
BAGONG BUHAY										
Bantigue										
BARANGAY 1 (POB.)										
BARANGAY 10 (POB.)										
BARANGAY 11 (POB.)										
BARANGAY 12 (POB.)										
BARANGAY 13 (POB.)										
BARANGAY 14 (POB.)										
BARANGAY 15 (POB.)										
BARANGAY 16 (POB.)										
BARANGAY 17 (POB.)										
BARANGAY 18 (POB.)										
BARANGAY 19 (POB.)										
BARANGAY 2 (POB.)										
BARANGAY 20 (POB.)										
BARANGAY 21 (POB.)										
BARANGAY 22 (POB.)										
BARANGAY 23 (POB.)										
BARANGAY 24 (POB.)										
BARANGAY 25 (POB.)										
BARANGAY 26 (POB.)										
BARANGAY 27 (POB.)										
BARANGAY 28 (POB.)										
BARANGAY 29 (POB.)										
BARANGAY 3 (POB.)										
BARANGAY 4 (POB.)										
BARANGAY 5 (POB.)										
BARANGAY 6 (POB.)										



ORMOC CITY - HSWG Partner reporting

Recovery Shelter activities (as of 06-OCT-2014)

Interventions By BARANGAYS & AGENCIES

The data shown below represent the sum of households who have received (HH reached) or who will receive (HH targeted or underway) recovery shelter support by HSWG partner agencies. Numbers reached are those reported to the HSWG by 6th October 2014. The full data set of HSWG data can be found here:

<https://www.sheltercluster.org/Asia/Philippines/Typhoon%20Haiyan%202013/Documents/20141003%20HSWG%20Database%20for%20website.xlsb>

Barangays & Agency	Temporary Shelter		Repairs & Retrofit		Core House		Permanent House		Total HH Reached	Total HH Target
	HH Reached	HH Target	HH Reached	HH Target	HH Reached	HH Target	HH Reached	HH Target		
BARANGAY 7 (POB.)										
BARANGAY 8 (POB.)										
BARANGAY 9 (POB.)										
BATUAN										
BAYOG										
BILIBOY										
BOROK										
CABAON-AN										
CABINTAN										
CABULIHAN										
CAGBUHANGIN			366	366					366	366
CARE			366	366					366	366
CAMP DOWNES										
CAN-ADIENG										
CAN-UNTOG			309	309					309	309
IOM			309	309					309	309
CATMON			244	244					244	244
CARE			244	244					244	244
COGON COMBADO										
CONCEPCION			244	244					244	244
IOM			244	244					244	244
CURVA										
DANAO			100	100					100	100
Enfants du Mekong			100	100					100	100
DANHUG										
DAYHAGAN										
DOLORES			301	301			30	240	331	541
Enfants du Mekong			301	301					301	301
Habitat for Humanity							30	240	30	240
DOMONAR			275	275					275	275
CARE			275	275					275	275
DON FELIPE LARRAZABAL										
DON POTENCIANO LARRAZABAL										
DOÑA FELIZA Z. MEJIA										
DONGHOL	0	6	0	361					0	367
World Vision	0	6	0	361					0	367
Esperanza			182	182					182	182
CARE				182					182	182



ORMOC CITY - HSWG Partner reporting

Recovery Shelter activities (as of 06-OCT-2014)
Interventions By BARANGAYS & AGENCIES

The data shown below represent the sum of households who have received (HH reached) or who will receive (HH targeted or underway) recovery shelter support by HSWG partner agencies. Numbers reached are those reported to the HSWG by 6th October 2014. The full data set of HSWG data can be found here:

<https://www.sheltercluster.org/Asia/Philippines/Typhoon%20Haiyan%202013/Documents/20141003%20HSWG%20Database%20for%20website.xlsx>

Barangays & Agency	Temporary Shelter		Repairs & Retrofit		Core House		Permanent House		Total HH Reached	Total HH Target
	HH Reached	HH Target	HH Reached	HH Target	HH Reached	HH Target	HH Reached	HH Target		
GAAS			131	131					131	131
CARE			131	131					131	131
GREEN VALLEY										
Guintigui-an										
HIBUNAWON			436	436					436	436
CARE			436	436					436	436
HUGPA	9	9	142	142					151	151
World Vision	9	9	142	142					151	151
IPIL										
JUATON										
KADAOHAN										
LABRADOR (BALION)										
LAO			755	1,355					755	1,355
Habitat for Humanity			755	755					755	755
Lutheran World Relief			0	600					0	600
LEONDONI			350	350					350	350
CARE			350	350					350	350
LIBERTAD										
LIBERTY			123	123					123	123
CARE			123	123					123	123
LICUMA										
LILUAN										
LINAO										
LUNA										
MABATO										
Mabini										
MACABUG										
MAGASWI			180	180					180	180
CARE			180	180					180	180
MAHAYAG	0	9	0	111					0	120
World Vision	0	9	0	111					0	120
MAHAYAHAY										
MANLILINAO										
MARGEN										
MAS-IN										
MATICA-A										
MILAGRO										
MONTERICO			481	481					481	481



ORMOC CITY - HSWG Partner reporting

Recovery Shelter activities (as of 06-OCT-2014)
Interventions By BARANGAYS & AGENCIES

The data shown below represent the sum of households who have received (HH reached) or who will receive (HH targeted or underway) recovery shelter support by HSWG partner agencies. Numbers reached are those reported to the HSWG by 6th October 2014. The full data set of HSWG data can be found here:

<https://www.sheltercluster.org/Asia/Philippines/Typhoon%20Haiyan%202013/Documents/20141003%20HSWG%20Database%20for%20website.xlsb>

Barangays & Agency	Temporary Shelter		Repairs & Retrofit		Core House		Permanent House		Total HH Reached	Total HH Target
	HH Reached	HH Target	HH Reached	HH Target	HH Reached	HH Target	HH Reached	HH Target		
CARE			481	481					481	481
NASUNOGAN										
NAUNGAN										
NUEVA SOCIEDAD			200	200					200	200
CARE			200	200					200	200
NUEVA VISTA	5	6	210	211					215	217
World Vision	5	6	210	211					215	217
PATAG	0	20	0	361					0	381
World Vision	0	20	0	361					0	381
PUNTA										
QUEZON, JR.										
RUFINA M. TAN										
SABANG BAO			212	212					212	212
CARE			212	212					212	212
Salvacion										
SAN ANTONIO										
SAN ISIDRO										
SAN JOSE										
SAN JUAN										
SAN PABLO (SIMANGAN)										
SAN VICENTE										
SANTO NIÑO										
SUMANGGA	6	6	225	225					231	231
World Vision	6	6	225	225					231	231
TAMBULID										
TONGONAN										
VALENCIA										
(blank)			205	1,205	0	600			205	1,805
Habitat for Humanity			205	205					205	205
PRC - Swiss Red Cross			0	1,000	0	600			0	1,600
Grand Total	24	62	5,939	8,424	0	600	30	240	5,993	9,326